



Location: CMA1b - Oil Street Site Office

Report on 24-hour TSP monitoring

Action Level ($\mu\text{g}/\text{m}^3$) - 176.7

Limit Level ($\mu\text{g}/\text{m}^3$) - 260

Date	Sampling Time	Weather Condition	Filter paper no.	Filter Weight, g		Elapse Time, hr		Sampling Time, hr	Flow Rate, m^3/min			Total Volume, m^3	TSP Level, $\mu\text{g}/\text{m}^3$
				Initial	Final	Initial	Final		Initial, Q_{si}	Final, Q_{sf}	Average		
28-Oct-13	8:00	Fine	007212	2.6220	2.8860	3624.04	3648.04	24.00	1.36	1.36	1.36	1961	135
2-Nov-13	8:00	Fine	007477	2.6537	2.9090	3651.04	3675.04	24.00	1.35	1.36	1.36	1951	131
8-Nov-13	8:00	Cloudy	005867	2.6521	2.9462	3678.04	3702.04	24.00	1.33	1.33	1.33	1920	153
14-Nov-13	8:00	Cloudy	007641	2.6336	2.7634	3705.05	3729.05	24.00	1.34	1.34	1.34	1928	67
20-Nov-13	8:00	Cloudy	006021	2.6238	2.9644	3732.05	3756.05	24.00	1.38	1.38	1.38	1989	171
26-Nov-13	8:00	Cloudy	006233	2.6529	2.8921	3759.05	3783.05	24.00	1.38	1.38	1.38	1989	120

Report on 1-hour TSP monitoring

Action Level ($\mu\text{g}/\text{m}^3$) - 320.1

Limit Level ($\mu\text{g}/\text{m}^3$) - 500

Date	Sampling Time	Weather Condition	Filter paper no.	Filter Weight, g		Elapse Time, hr		Sampling Time, hr	Flow Rate, m^3/min			Total Volume, m^3	TSP Level, $\mu\text{g}/\text{m}^3$
				Initial	Final	Initial	Final		Initial, Q_{si}	Final, Q_{sf}	Average		
29-Oct-13	8:35	Fine	007482	2.6558	2.6746	3648.04	3649.04	1.00	1.32	1.32	1.32	79	238
29-Oct-13	9:40	Fine	007478	2.6672	2.6793	3649.04	3650.04	1.00	1.32	1.32	1.32	79	153
29-Oct-13	10:45	Fine	007480	2.6464	2.6538	3650.04	3651.04	1.00	1.32	1.32	1.32	79	94
4-Nov-13	8:15	Rainy	005875	2.6643	2.6836	3675.04	3676.04	1.00	1.34	1.34	1.34	80	240
4-Nov-13	9:25	Rainy	005874	2.6457	2.6617	3676.04	3677.04	1.00	1.32	1.32	1.32	79	202
4-Nov-13	10:35	Rainy	005873	2.6648	2.6802	3677.04	3678.04	1.00	1.32	1.32	1.32	79	194
9-Nov-13	8:05	Cloudy	007635	2.6275	2.6410	3702.04	3703.04	1.00	1.31	1.31	1.31	79	172
9-Nov-13	9:08	Cloudy	007637	2.6577	2.6687	3703.04	3704.04	1.00	1.31	1.31	1.31	79	140
9-Nov-13	10:11	Cloudy	007639	2.6324	2.6425	3704.04	3705.04	1.00	1.31	1.31	1.31	79	128
15-Nov-13	8:48	Fine	006050	2.6520	2.6703	3729.05	3730.05	1.00	1.32	1.32	1.32	79	232
15-Nov-13	10:38	Fine	005791	2.8630	2.8768	3730.05	3731.05	1.00	1.32	1.32	1.32	79	175
15-Nov-13	13:00	Fine	005793	2.8391	2.8503	3731.05	3732.05	1.00	1.32	1.32	1.32	79	142
21-Nov-13	8:45	Cloudy	006466	2.7228	2.7421	3756.05	3757.05	1.00	1.36	1.36	1.36	82	236
21-Nov-13	9:50	Cloudy	006465	2.7747	2.7941	3757.05	3758.05	1.00	1.36	1.36	1.36	82	237
21-Nov-13	10:55	Cloudy	006464	2.7504	2.7683	3758.05	3759.05	1.00	1.36	1.36	1.36	82	219
27-Nov-13	8:40	Cloudy	006455	2.7314	2.7573	3783.05	3784.05	1.00	1.36	1.36	1.36	82	317
27-Nov-13	9:45	Cloudy	006454	2.7113	2.7294	3784.05	3785.05	1.00	1.36	1.36	1.36	82	221
27-Nov-13	10:50	Cloudy	006453	2.7100	2.7262	3785.05	3786.05	1.00	1.36	1.36	1.36	82	198

Location: CMA2a - Causeway Bay Community Centre

Report on 24-hour TSP monitoring
Action Level ($\mu\text{g}/\text{m}^3$) - 169.5
Limit Level ($\mu\text{g}/\text{m}^3$) - 260

Date	Sampling Time	Weather Condition	Filter paper no.	Filter Weight, g		Elapse Time, hr		Sampling Time, hr	Flow Rate, m^3/min			Total Volume, m^3	TSP Level, $\mu\text{g}/\text{m}^3$
				Initial	Final	Initial	Final		Initial, Q_{si}	Final, Q_{sf}	Average		
28-Oct-13	8:00	Fine	005384	2.8135	3.0633	13335.50	13359.50	24.00	1.34	1.42	1.38	1983	126
2-Nov-13	8:00	Fine	007476	2.6578	2.7907	13362.50	13386.50	24.00	1.37	1.37	1.37	1974	67
8-Nov-13	8:00	Cloudy	005869	2.6678	2.8605	13389.50	13413.50	24.00	1.33	1.41	1.37	1973	98
14-Nov-13	8:00	Cloudy	007642	2.6484	2.8108	13416.51	13440.51	24.00	1.42	1.42	1.42	2040	80
20-Nov-13	8:00	Cloudy	005794	2.8437	3.1311	13443.51	13467.51	24.00	1.42	1.42	1.42	2047	140
26-Nov-13	8:00	Cloudy	005787	2.8711	3.1742	13470.52	13494.52	24.00	1.42	1.42	1.42	2047	148

Report on 1-hour TSP monitoring
Action Level ($\mu\text{g}/\text{m}^3$) - 323.4
Limit Level ($\mu\text{g}/\text{m}^3$) - 500

Date	Sampling Time	Weather Condition	Filter paper no.	Filter Weight, g		Elapse Time, hr		Sampling Time, hr	Flow Rate, m^3/min			Total Volume, m^3	TSP Level, $\mu\text{g}/\text{m}^3$
				Initial	Final	Initial	Final		Initial, Q_{si}	Final, Q_{sf}	Average		
29-Oct-13	8:25	Fine	007486	2.6387	2.6567	13359.50	13360.50	1.00	1.42	1.42	1.42	85	212
29-Oct-13	9:30	Fine	007484	2.6594	2.6731	13360.50	13361.50	1.00	1.40	1.40	1.40	84	163
29-Oct-13	10:35	Fine	007483	2.6491	2.6658	13361.50	13362.50	1.00	1.42	1.42	1.42	85	196
4-Nov-13	8:25	Rainy	005872	2.6450	2.6656	13386.50	13387.50	1.00	1.42	1.42	1.42	85	242
4-Nov-13	9:35	Rainy	005871	2.6545	2.6730	13387.50	13388.50	1.00	1.40	1.40	1.40	84	221
4-Nov-13	10:45	Rainy	005870	2.6746	2.6895	13388.50	13389.50	1.00	1.42	1.42	1.42	85	175
9-Nov-13	8:10	Cloudy	007636	2.6454	2.6560	13413.50	13414.50	1.00	1.37	1.37	1.37	82	129
9-Nov-13	9:14	Cloudy	007638	2.6345	2.6430	13414.50	13415.50	1.00	1.33	1.33	1.33	80	107
9-Nov-13	10:18	Cloudy	007640	2.6314	2.6411	13415.50	13416.50	1.00	1.37	1.37	1.37	82	118
15-Nov-13	8:40	Fine	005789	2.8468	2.8612	13440.51	13441.51	1.00	1.37	1.37	1.37	82	175
15-Nov-13	10:26	Fine	005790	2.8513	2.8663	13441.51	13442.51	1.00	1.33	1.33	1.33	80	188
15-Nov-13	13:00	Fine	005792	2.8544	2.8673	13442.51	13443.51	1.00	1.37	1.37	1.37	82	156
21-Nov-13	8:35	Cloudy	006461	2.7360	2.7502	13467.52	13468.52	1.00	1.38	1.38	1.38	83	171
21-Nov-13	9:40	Cloudy	006463	2.7592	2.7735	13468.52	13469.52	1.00	1.38	1.38	1.38	83	172
21-Nov-13	10:45	Cloudy	006462	2.7661	2.7799	13469.52	13470.52	1.00	1.38	1.38	1.38	83	166
27-Nov-13	8:25	Cloudy	006452	2.6822	2.7011	13494.52	13495.52	1.00	1.38	1.38	1.38	83	228
27-Nov-13	9:53	Cloudy	006451	2.7373	2.7492	13495.52	13496.52	1.00	1.38	1.38	1.38	83	143
27-Nov-13	10:58	Cloudy	006450	2.7180	2.7292	13496.52	13497.52	1.00	1.38	1.38	1.38	83	135



Location: CMA3a - CWB PRE Site Office Area

Report on 24-hour TSP monitoring
 Action Level ($\mu\text{g}/\text{m}^3$) - 171
 Limit Level ($\mu\text{g}/\text{m}^3$) - 260

Date	Sampling Time	Weather Condition	Filter paper no.	Filter Weight, g		Elapse Time, hr		Sampling Time, hr	Flow Rate, m^3/min			Total Volume, m^3	TSP Level, $\mu\text{g}/\text{m}^3$
				Initial	Final	Initial	Final		Initial, Q_{si}	Final, Q_{sf}	Average		
28-Oct-13	8:00	Fine	005902	2.6358	2.8926	736.89	760.89	24.00	1.39	1.39	1.39	2001	128
2-Nov-13	8:00	Fine	007624	2.6453	2.8519	763.89	787.89	24.00	1.37	1.37	1.37	1968	105
8-Nov-13	8:00	Cloudy	005818	2.6562	2.9037	790.89	814.89	24.00	1.38	1.38	1.38	1993	124
14-Nov-13	8:00	Cloudy	006290	2.6404	2.7837	817.89	841.90	24.01	1.37	1.37	1.37	1974	73
20-Nov-13	8:00	Cloudy	005795	2.8507	3.1646	844.90	868.90	24.00	1.34	1.34	1.34	1930	163
26-Nov-13	8:00	Cloudy	005490	2.8048	3.1049	871.90	895.90	24.00	1.34	1.34	1.34	1930	156

Report on 1-hour TSP monitoring
 Action Level ($\mu\text{g}/\text{m}^3$) - 311.3
 Limit Level ($\mu\text{g}/\text{m}^3$) - 500

Date	Sampling Time	Weather Condition	Filter paper no.	Filter Weight, g		Elapse Time, hr		Sampling Time, hr	Flow Rate, m^3/min			Total Volume, m^3	TSP Level, $\mu\text{g}/\text{m}^3$
				Initial	Final	Initial	Final		Initial, Q_{si}	Final, Q_{sf}	Average		
29-Oct-13	10:30	Fine	004874	2.7429	2.7613	760.89	761.89	1.00	1.37	1.37	1.37	82	224
29-Oct-13	13:00	Fine	006678	2.6563	2.6701	761.89	762.89	1.00	1.39	1.39	1.39	83	166
29-Oct-13	14:30	Fine	005495	2.8236	2.8395	762.89	763.89	1.00	1.41	1.41	1.41	84	188
4-Nov-13	14:20	Rainy	005823	2.6441	2.6653	787.89	788.89	1.00	1.37	1.37	1.37	82	257
4-Nov-13	15:40	Rainy	005821	2.6415	2.6587	788.89	789.89	1.00	1.37	1.37	1.37	82	209
4-Nov-13	16:50	Rainy	005822	2.6544	2.6724	789.89	790.89	1.00	1.37	1.37	1.37	82	219
9-Nov-13	8:15	Cloudy	006294	2.6008	2.6109	814.89	815.89	1.00	1.37	1.37	1.37	82	123
9-Nov-13	9:20	Cloudy	006297	2.6256	2.6410	815.89	816.89	1.00	1.37	1.37	1.37	82	188
9-Nov-13	10:25	Cloudy	006295	2.6314	2.6459	816.89	817.89	1.00	1.37	1.37	1.37	82	177
15-Nov-13	8:05	Fine	005848	2.6272	2.6386	841.90	842.90	1.00	1.37	1.37	1.37	82	139
15-Nov-13	9:10	Fine	005855	2.6129	2.6252	842.90	843.90	1.00	1.37	1.37	1.37	82	150
15-Nov-13	10:15	Fine	005858	2.6438	2.6579	843.90	844.90	1.00	1.37	1.37	1.37	82	172
21-Nov-13	10:50	Cloudy	005929	2.6270	2.6479	868.90	869.90	1.00	1.38	1.38	1.38	83	253
21-Nov-13	13:00	Cloudy	005931	2.6424	2.6601	869.90	870.90	1.00	1.38	1.38	1.38	83	215
21-Nov-13	14:15	Cloudy	005489	2.8088	2.8246	870.90	871.90	1.00	1.34	1.34	1.34	80	197
27-Nov-13	10:40	Cloudy	006237	2.6500	2.6630	895.90	896.90	1.00	1.38	1.38	1.38	83	157
27-Nov-13	14:04	Cloudy	005989	2.6368	2.6620	896.90	897.90	1.00	1.38	1.38	1.38	83	305
27-Nov-13	15:08	Cloudy	005986	2.6247	2.6466	897.90	898.90	1.00	1.34	1.34	1.34	80	272



Location: CMA4a - SPCA

Report on 24-hour TSP monitoring
Action Level ($\mu\text{g}/\text{m}^3$) - 171.2
Limit Level ($\mu\text{g}/\text{m}^3$) - 260

Date	Sampling Time	Weather Condition	Filter paper no.	Filter Weight, g		Elapse Time, hr		Sampling Time, hr	Flow Rate, m^3/min			Total Volume, m^3	TSP Level, $\mu\text{g}/\text{m}^3$
				Initial	Final	Initial	Final		Initial, Q_{si}	Final, Q_{sf}	Average		
28-Oct-13	8:00	Fine	005898	2.6500	2.8364	17533.23	17557.23	24.00	1.31	1.31	1.31	1888	99
2-Nov-13	8:00	Fine	007625	2.6190	2.7636	17560.23	17584.23	24.00	1.31	1.31	1.31	1881	77
8-Nov-13	8:00	Cloudy	005817	2.6536	2.8692	17587.23	17611.23	24.00	1.31	1.30	1.31	1880	115
14-Nov-13	8:00	Cloudy	006292	2.6260	2.7108	17614.23	17638.23	24.00	1.24	1.23	1.23	1778	48
20-Nov-13	8:00	Cloudy	006022	2.6258	2.8874	17642.24	17666.24	24.00	1.35	1.35	1.35	1947	134
26-Nov-13	8:00	Cloudy	005491	2.8173	3.0281	17669.26	17693.26	24.00	1.28	1.28	1.28	1846	114

Report on 1-hour TSP monitoring
Action Level ($\mu\text{g}/\text{m}^3$) - 312.5
Limit Level ($\mu\text{g}/\text{m}^3$) - 500

Date	Sampling Time	Weather Condition	Filter paper no.	Filter Weight, g		Elapse Time, hr		Sampling Time, hr	Flow Rate, m^3/min			Total Volume, m^3	TSP Level, $\mu\text{g}/\text{m}^3$
				Initial	Final	Initial	Final		Initial, Q_{si}	Final, Q_{sf}	Average		
29-Oct-13	10:15	Fine	004875	2.7441	2.7566	17557.23	17558.23	1.00	1.27	1.27	1.27	76	164
29-Oct-13	13:00	Fine	004873	2.7231	2.7351	17558.23	17559.23	1.00	1.29	1.29	1.29	78	155
29-Oct-13	15:00	Fine	005494	2.8213	2.8321	17559.23	17560.23	1.00	1.27	1.27	1.27	76	141
4-Nov-13	14:10	Rainy	005866	2.6620	2.6768	17584.23	17585.23	1.00	1.27	1.27	1.27	76	194
4-Nov-13	15:20	Rainy	005819	2.6492	2.6597	17585.23	17586.23	1.00	1.27	1.27	1.27	76	137
4-Nov-13	16:30	Rainy	005820	2.6627	2.6745	17586.23	17587.23	1.00	1.27	1.27	1.27	76	154
9-Nov-13	8:05	Cloudy	005400	2.8455	2.8594	17611.23	17612.23	1.00	1.23	1.23	1.23	74	188
9-Nov-13	9:10	Cloudy	006293	2.6223	2.6325	17612.23	17613.23	1.00	1.23	1.23	1.23	74	138
9-Nov-13	10:15	Cloudy	006296	2.6208	2.6303	17613.23	17614.23	1.00	1.23	1.23	1.23	74	129
15-Nov-13	8:15	Fine	005850	2.6012	2.6126	17638.23	17639.23	1.00	1.31	1.31	1.31	79	145
15-Nov-13	9:20	Fine	005856	2.6147	2.6264	17639.23	17640.23	1.00	1.31	1.31	1.31	79	149
15-Nov-13	10:25	Fine	005859	2.6150	2.6295	17641.23	17642.23	1.00	1.31	1.31	1.31	79	185
21-Nov-13	11:00	Cloudy	005928	2.6490	2.6620	17666.24	17667.24	1.00	1.32	1.32	1.32	79	165
21-Nov-13	13:00	Cloudy	005930	2.6298	2.6455	17667.24	17668.24	1.00	1.32	1.32	1.32	79	199
21-Nov-13	14:05	Cloudy	005488	2.7902	2.8036	17668.24	17669.24	1.00	1.32	1.32	1.32	79	170
27-Nov-13	9:51	Cloudy	006236	2.6496	2.6603	17693.26	17694.26	1.00	1.35	1.35	1.35	81	132
27-Nov-13	13:44	Cloudy	005987	2.6507	2.6713	17694.26	17695.26	1.00	1.35	1.35	1.35	81	254
27-Nov-13	14:55	Cloudy	005992	2.6040	2.6189	17695.26	17696.26	1.00	1.32	1.32	1.32	79	189



Location: CMA5a - Children Garden opposite to Pedestrian Plaza

Report on 24-hour TSP monitoring

Action Level ($\mu\text{g}/\text{m}^3$) - 181
Limit Level ($\mu\text{g}/\text{m}^3$) - 260

Date	Sampling Time	Weather Condition	Filter paper no.	Filter Weight, g		Elapse Time, hr		Sampling Time, hr	Flow Rate, m^3/min			Total Volume, m^3	TSP Level, $\mu\text{g}/\text{m}^3$
				Initial	Final	Initial	Final		Initial, Q_{si}	Final, Q_{sf}	Average		
28-Oct-13	8:00	Fine	007441	2.6665	2.8595	18519.77	18543.77	24.00	1.32	1.31	1.32	1894	102
2-Nov-13	8:00	Fine	007214	2.6959	2.8769	18546.78	18570.78	24.00	1.31	1.31	1.31	1885	96
8-Nov-13	8:00	Cloudy	005809	2.7777	2.9580	18573.78	18597.78	24.00	1.23	1.23	1.23	1766	102
15-Nov-13	13:00	Fine	006277	2.6109	2.7415	18625.17	18649.17	24.00	1.27	1.27	1.27	1832	71
20-Nov-13	8:00	Cloudy	005828	2.6433	2.8938	18649.17	18673.17	24.00	1.36	1.36	1.36	1957	128
26-Nov-13	8:00	Cloudy	006426	2.6472	2.9018	18676.17	18700.17	24.00	1.36	1.37	1.36	1963	130

*Due to electricity interruption, the 24hr TSP monitoring on 14 Nov 2013 was rescheduled to 15 Nov 2013.

Report on 1-hour TSP monitoring

Action Level ($\mu\text{g}/\text{m}^3$) - 332
Limit Level ($\mu\text{g}/\text{m}^3$) - 500

Date	Sampling Time	Weather Condition	Filter paper no.	Filter Weight, g		Elapse Time, hr		Sampling Time, hr	Flow Rate, m^3/min			Total Volume, m^3	TSP Level, $\mu\text{g}/\text{m}^3$
				Initial	Final	Initial	Final		Initial, Q_{si}	Final, Q_{sf}	Average		
29-Oct-13	9:45	Fine	005394	2.8411	2.8562	18543.77	18544.77	1.00	1.27	1.27	1.27	76	198
29-Oct-13	10:50	Fine	005429	2.8080	2.8168	18544.77	18545.77	1.00	1.31	1.31	1.31	79	112
29-Oct-13	13:55	Fine	006534	2.6533	2.6643	18545.77	18546.77	1.00	1.27	1.27	1.27	76	144
4-Nov-13	8:20	Rainy	007434	2.6667	2.6708	18570.78	18571.78	1.00	1.23	1.23	1.23	74	55
4-Nov-13	9:25	Rainy	005810	2.7866	2.8021	18571.78	18572.78	1.00	1.19	1.19	1.19	71	217
4-Nov-13	10:40	Rainy	005811	2.7712	2.7844	18572.78	18573.78	1.00	1.23	1.23	1.23	74	178
9-Nov-13	8:51	Cloudy	006258	2.6347	2.6453	18597.78	18598.78	1.00	1.27	1.27	1.27	76	139
9-Nov-13	9:54	Cloudy	006261	2.6255	2.6334	18598.78	18599.78	1.00	1.23	1.23	1.23	74	107
9-Nov-13	10:58	Cloudy	006264	2.6222	2.6318	18599.78	18600.78	1.00	1.23	1.23	1.23	74	131
15-Nov-13	8:25	Fine	005824	2.6466	2.6582	18622.17	18623.17	1.00	1.27	1.27	1.27	76	152
15-Nov-13	9:30	Fine	006280	2.6168	2.6244	18623.17	18624.17	1.00	1.31	1.31	1.31	79	96
15-Nov-13	10:40	Fine	006278	2.6287	2.6374	18624.17	18625.17	1.00	1.31	1.31	1.31	79	110
21-Nov-13	9:11	Cloudy	006253	2.6310	2.6409	18673.17	18674.17	1.00	1.32	1.32	1.32	79	125
21-Nov-13	11:00	Cloudy	006255	2.6332	2.6440	18674.17	18675.17	1.00	1.36	1.36	1.36	81	133
21-Nov-13	13:38	Cloudy	006256	2.6159	2.6264	18675.17	18676.17	1.00	1.36	1.36	1.36	81	129
27-Nov-13	8:30	Cloudy	007628	2.6317	2.6428	18700.17	18701.17	1.00	1.36	1.36	1.36	82	136
27-Nov-13	9:35	Cloudy	007629	2.6266	2.6371	18701.17	18702.17	1.00	1.36	1.36	1.36	82	129
27-Nov-13	10:40	Cloudy	007631	2.6218	2.6336	18702.17	18703.17	1.00	1.36	1.36	1.36	82	145



Location: MA1e - International Finance Centre (Eastern Wing)

Report on 24-hour TSP monitoring
 Action Level ($\mu\text{g}/\text{m}^3$) - 173.4
 Limit Level ($\mu\text{g}/\text{m}^3$) - 260

Date	Sampling Time	Weather Condition	Filter paper no.	Filter Weight, g		Elapse Time, hr		Sampling Time, hr	Flow Rate, m^3/min			Total Volume, m^3	TSP Level, $\mu\text{g}/\text{m}^3$
				Initial	Final	Initial	Final		Initial, Q_{si}	Final, Q_{sf}	Average		
28-Oct-13	8:00	Fine	006829	2.6629	2.8261	14246.51	14270.51	24.00	1.31	1.31	1.31	1889	86
2-Nov-13	8:00	Fine	007623	2.6391	2.7701	14273.51	14297.51	24.00	1.27	1.27	1.27	1830	72
8-Nov-13	8:00	Cloudy	005842	2.6253	2.8244	14300.51	14324.51	24.00	1.31	1.31	1.31	1881	106
14-Nov-13	8:00	Cloudy	005808	2.7763	2.9123	14327.51	14351.51	24.00	1.31	1.31	1.31	1887	72
20-Nov-13	8:00	Cloudy	005833	2.6595	2.8859	14354.52	14378.52	24.00	1.39	1.38	1.39	1995	113
26-Nov-13	8:00	Cloudy	006026	2.6553	2.8746	14381.52	14405.52	24.00	1.37	1.37	1.37	1967	111

Report on 1-hour TSP monitoring
 Action Level ($\mu\text{g}/\text{m}^3$) - 325.1
 Limit Level ($\mu\text{g}/\text{m}^3$) - 500

Date	Sampling Time	Weather Condition	Filter paper no.	Filter Weight, g		Elapse Time, hr		Sampling Time, hr	Flow Rate, m^3/min			Total Volume, m^3	TSP Level, $\mu\text{g}/\text{m}^3$
				Initial	Final	Initial	Final		Initial, Q_{si}	Final, Q_{sf}	Average		
29-Oct-13	9:00	Fine	007442	2.6623	2.6652	14270.51	14271.51	1.00	1.31	1.31	1.31	79	37
29-Oct-13	10:20	Fine	007440	2.6528	2.6558	14271.51	14272.51	1.00	1.31	1.31	1.31	79	38
29-Oct-13	13:00	Fine	005397	2.8401	2.8512	14272.51	14273.51	1.00	1.31	1.31	1.31	79	141
4-Nov-13	8:27	Rainy	005847	2.6098	2.6199	14297.51	14298.51	1.00	1.31	1.31	1.31	79	128
4-Nov-13	9:33	Rainy	005845	2.6076	2.6155	14298.51	14299.51	1.00	1.31	1.31	1.31	79	100
4-Nov-13	10:36	Rainy	005543	2.6254	2.6376	14299.51	14300.51	1.00	1.31	1.31	1.31	79	155
9-Nov-13	8:50	Cloudy	005781	2.8484	2.8601	14324.51	14325.51	1.00	1.31	1.31	1.31	78	149
9-Nov-13	9:52	Cloudy	006274	2.6183	2.6276	14325.51	14326.51	1.00	1.34	1.34	1.34	80	116
9-Nov-13	10:55	Cloudy	005784	2.8620	2.8706	14326.51	14327.51	1.00	1.31	1.31	1.31	78	110
15-Nov-13	8:28	Fine	005832	2.6572	2.6667	14351.51	14352.51	1.00	1.31	1.31	1.31	79	121
15-Nov-13	9:42	Fine	005831	2.6606	2.6712	14352.51	14353.51	1.00	1.31	1.31	1.31	79	135
15-Nov-13	10:53	Fine	005830	2.6591	2.6726	14353.51	14354.51	1.00	1.31	1.31	1.31	79	172
21-Nov-13	8:40	Cloudy	006210	2.6693	2.6836	14378.52	14379.52	1.00	1.35	1.35	1.35	81	177
21-Nov-13	9:43	Cloudy	006208	2.6473	2.6628	14379.52	14380.52	1.00	1.35	1.35	1.35	81	192
21-Nov-13	10:45	Cloudy	006033	2.6600	2.6707	14380.52	14381.52	1.00	1.35	1.35	1.35	81	132
27-Nov-13	8:05	Cloudy	005927	2.6288	2.6449	14405.52	14406.52	1.00	1.31	1.31	1.31	79	205
27-Nov-13	9:10	Cloudy	006436	2.7386	2.7506	14406.52	14407.52	1.00	1.31	1.31	1.31	79	153
27-Nov-13	10:15	Cloudy	006434	2.7261	2.7366	14407.52	14408.52	1.00	1.31	1.31	1.31	79	134



Location: MA1w - International Finance Centre (Western Wing)

Report on 24-hour TSP monitoring

Action Level ($\mu\text{g}/\text{m}^3$) - 173.4
Limit Level ($\mu\text{g}/\text{m}^3$) - 260

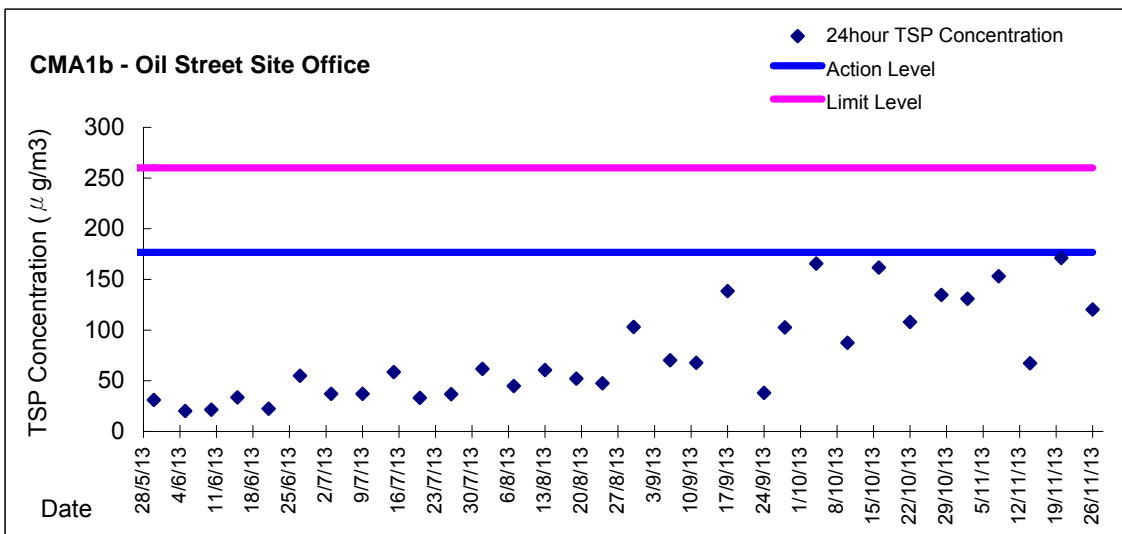
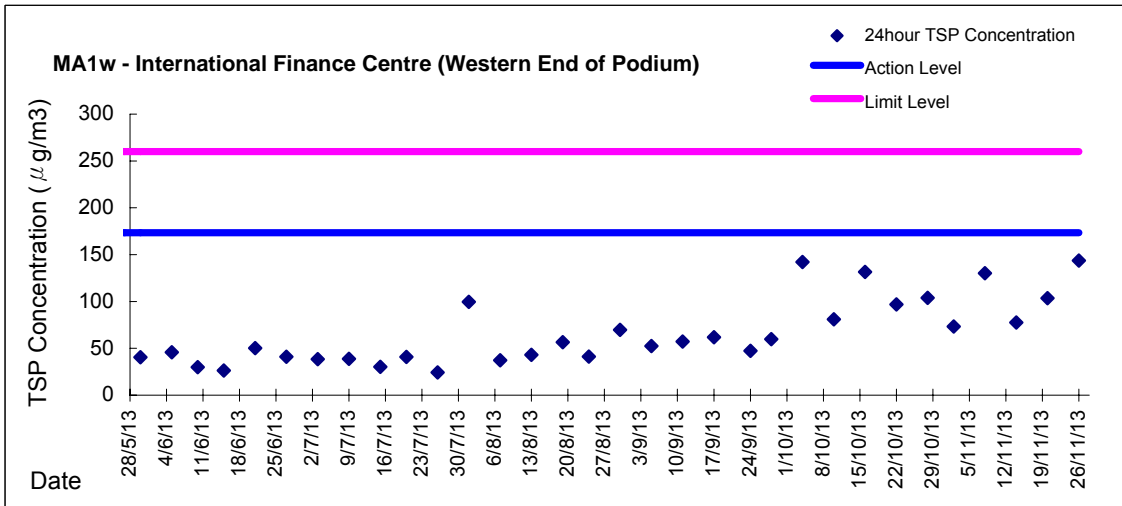
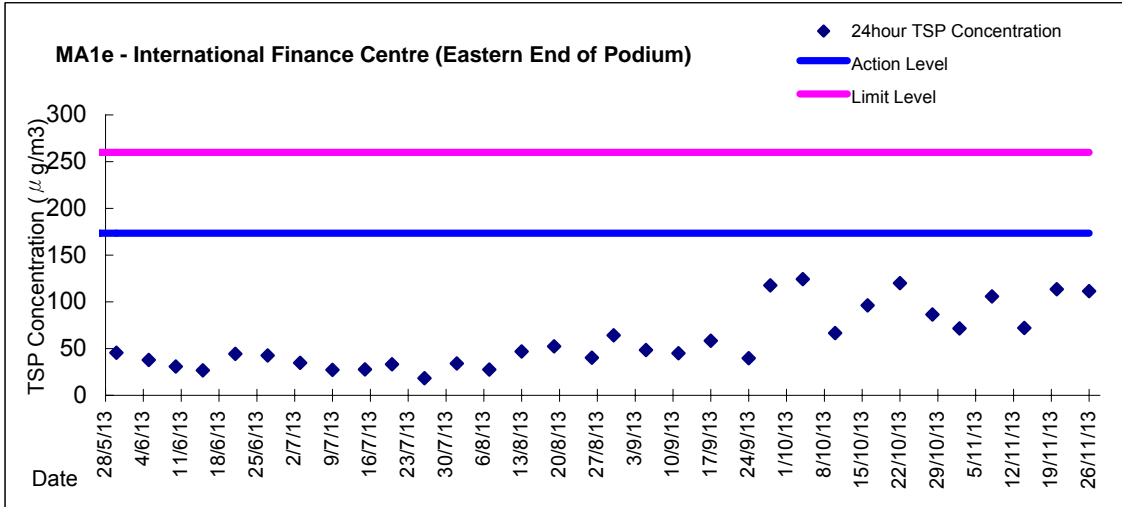
Date	Sampling Time	Weather Condition	Filter paper no.	Filter Weight, g		Elapse Time, hr		Sampling Time, hr	Flow Rate, m^3/min			Total Volume, m^3	TSP Level, $\mu\text{g}/\text{m}^3$
				Initial	Final	Initial	Final		Initial, Q_{si}	Final, Q_{sf}	Average		
28-Oct-13	8:00	Fine	007493	2.6428	2.8429	14293.95	14317.95	24.00	1.34	1.34	1.34	1927	104
2-Nov-13	8:00	Fine	007643	2.6458	2.7843	14320.95	14344.95	24.00	1.31	1.31	1.31	1891	73
8-Nov-13	8:00	Cloudy	005841	2.6497	2.8995	14347.95	14371.95	24.00	1.33	1.33	1.33	1918	130
14-Nov-13	8:00	Cloudy	005807	2.7803	2.9295	14374.95	14398.95	24.00	1.34	1.34	1.34	1925	78
20-Nov-13	8:00	Cloudy	006401	2.6689	2.8774	14377.95	14401.95	24.00	1.40	1.40	1.40	2014	104
26-Nov-13	8:00	Cloudy	006027	2.6350	2.9244	14428.97	14452.97	24.00	1.40	1.40	1.40	2013	144

Report on 1-hour TSP monitoring

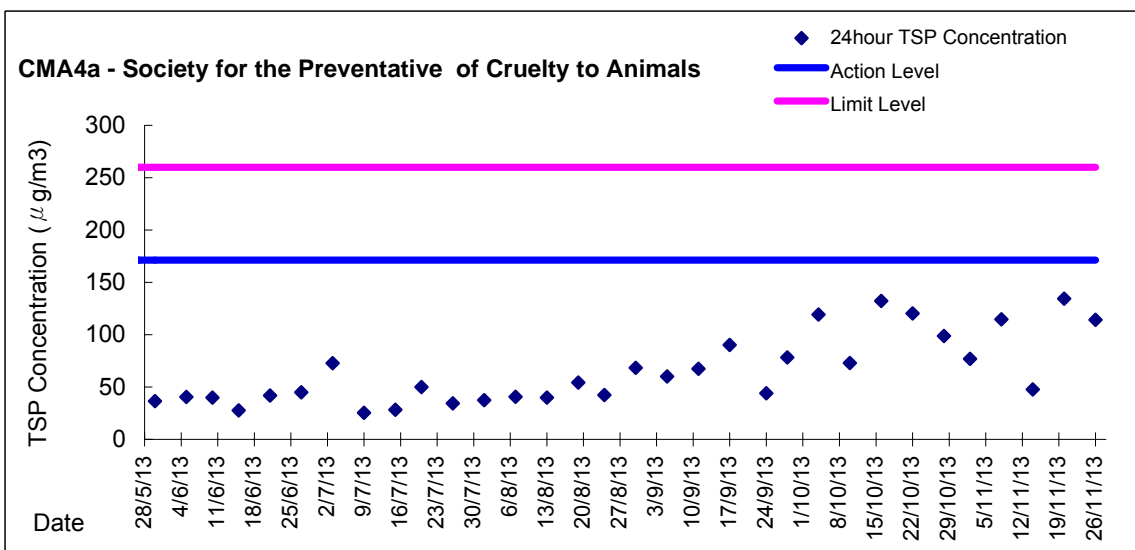
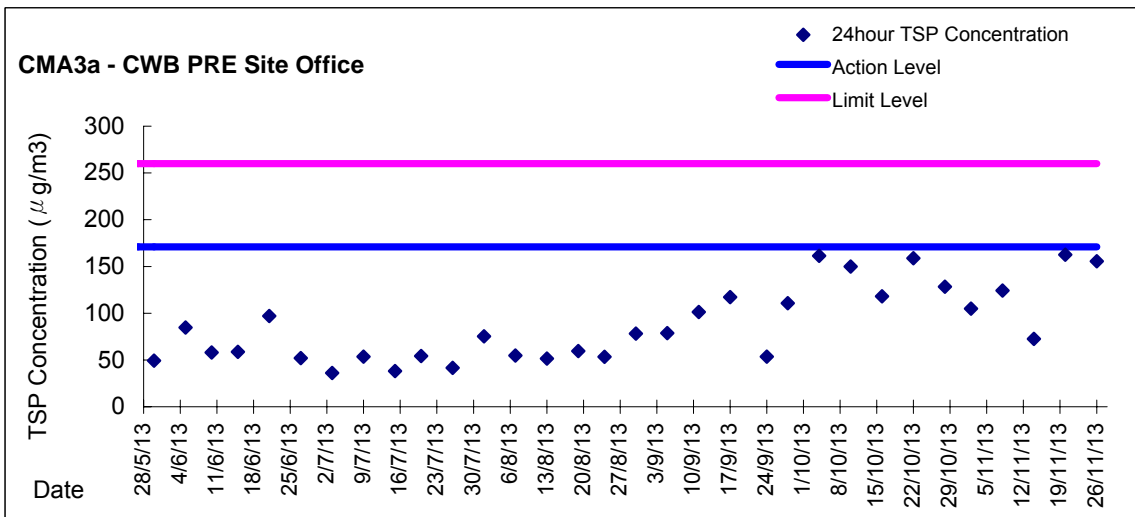
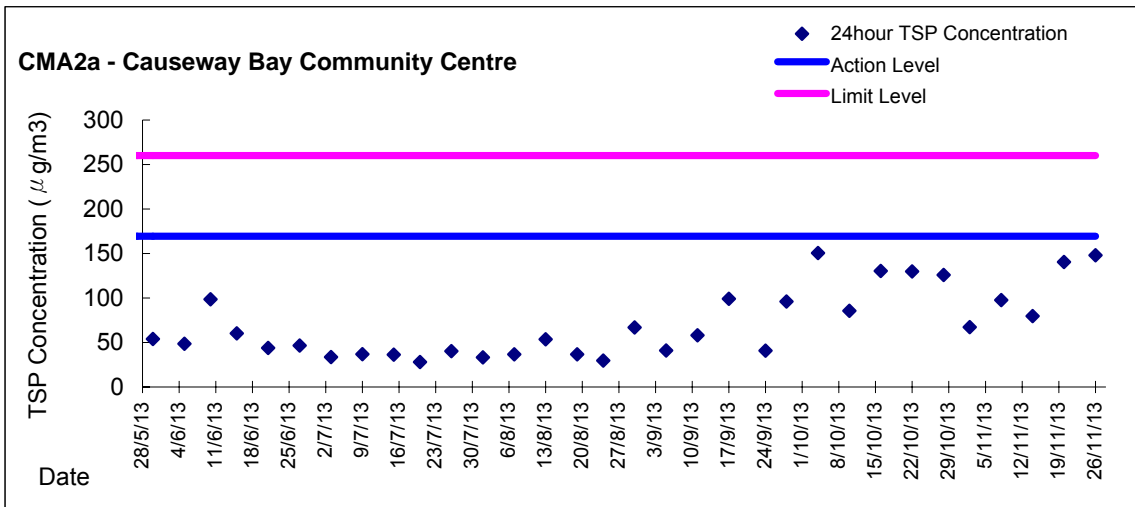
Action Level ($\mu\text{g}/\text{m}^3$) - 325.1
Limit Level ($\mu\text{g}/\text{m}^3$) - 500

Date	Sampling Time	Weather Condition	Filter paper no.	Filter Weight, g		Elapse Time, hr		Sampling Time, hr	Flow Rate, m^3/min			Total Volume, m^3	TSP Level, $\mu\text{g}/\text{m}^3$
				Initial	Final	Initial	Final		Initial, Q_{si}	Final, Q_{sf}	Average		
29-Oct-13	9:10	Fine	007439	2.6347	2.6405	14317.95	14318.95	1.00	1.34	1.34	1.34	80	72
29-Oct-13	10:15	Fine	007433	2.6570	2.6618	14318.95	14319.95	1.00	1.26	1.26	1.26	76	63
29-Oct-13	13:00	Fine	005385	2.8335	2.8441	14319.95	14320.95	1.00	1.34	1.34	1.34	80	132
4-Nov-13	8:35	Rainy	005846	2.6262	2.6379	14344.95	14345.95	1.00	1.34	1.34	1.34	80	146
4-Nov-13	9:40	Rainy	005844	2.6430	2.6510	14345.95	14346.95	1.00	1.34	1.34	1.34	80	100
4-Nov-13	10:43	Rainy	005829	2.6386	2.6475	14346.95	14347.95	1.00	1.34	1.34	1.34	80	111
9-Nov-13	8:42	Cloudy	005783	2.8554	2.8693	14371.95	14372.95	1.00	1.33	1.33	1.33	80	174
9-Nov-13	9:45	Cloudy	006273	2.6097	2.6220	14372.95	14373.95	1.00	1.33	1.33	1.33	80	154
9-Nov-13	10:52	Cloudy	005785	2.8651	2.8769	14373.95	14374.95	1.00	1.33	1.33	1.33	80	148
15-Nov-13	8:36	Fine	006232	2.6294	2.6364	14398.95	14399.95	1.00	1.34	1.34	1.34	80	87
15-Nov-13	9:47	Fine	006231	2.6413	2.6452	14399.95	14400.95	1.00	1.34	1.34	1.34	80	49
15-Nov-13	10:57	Fine	006230	2.6239	2.6291	14400.95	14401.95	1.00	1.34	1.34	1.34	80	65
21-Nov-13	8:50	Cloudy	005834	2.6492	2.6665	14401.95	14402.95	1.00	1.40	1.40	1.40	84	206
21-Nov-13	9:52	Cloudy	006207	2.6607	2.6770	14402.95	14403.95	1.00	1.40	1.40	1.40	84	194
21-Nov-13	10:55	Cloudy	006032	2.6176	2.6299	14403.95	14404.95	1.00	1.40	1.40	1.40	84	147
27-Nov-13	8:10	Cloudy	006437	2.7984	2.8130	14452.97	14453.97	1.00	1.40	1.40	1.40	84	174
27-Nov-13	9:15	Cloudy	006435	2.7349	2.7480	14453.97	14454.97	1.00	1.40	1.40	1.40	84	156
27-Nov-13	10:20	Cloudy	006433	2.7716	2.7839	14454.97	14455.97	1.00	1.40	1.40	1.40	84	147

Graphic Presentation of 24 hour TSP Result

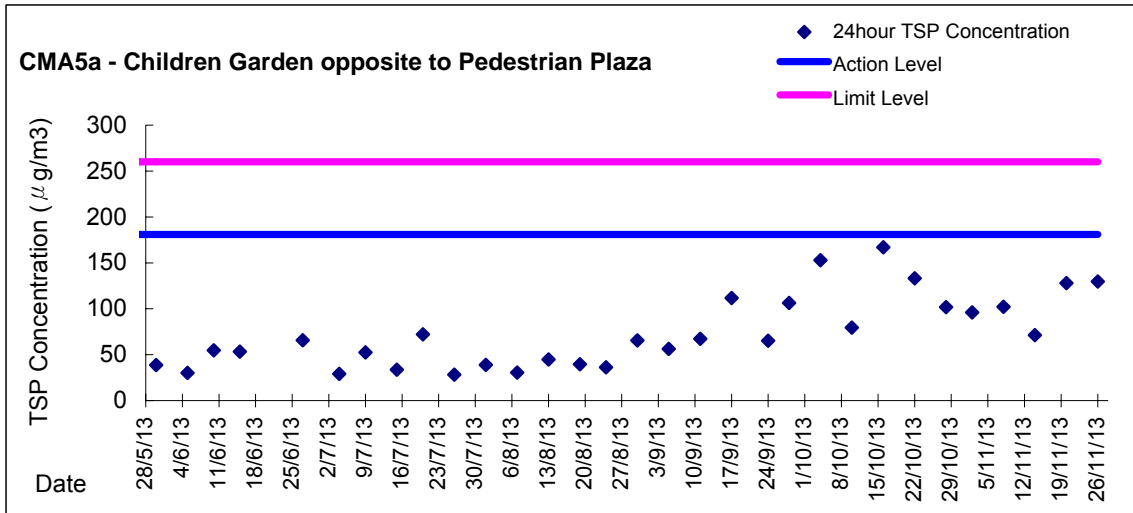


Graphic Presentation of 24 hour TSP Result

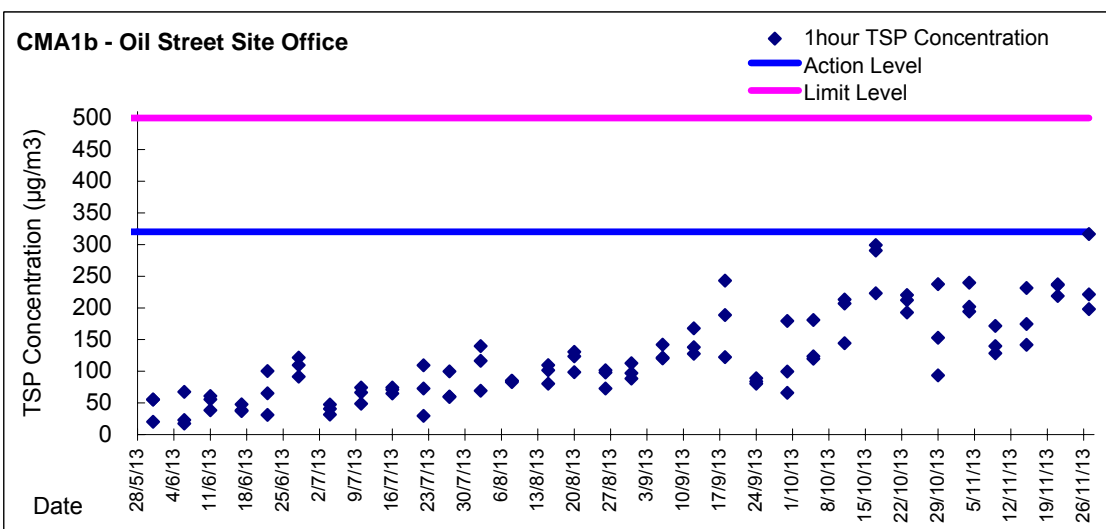
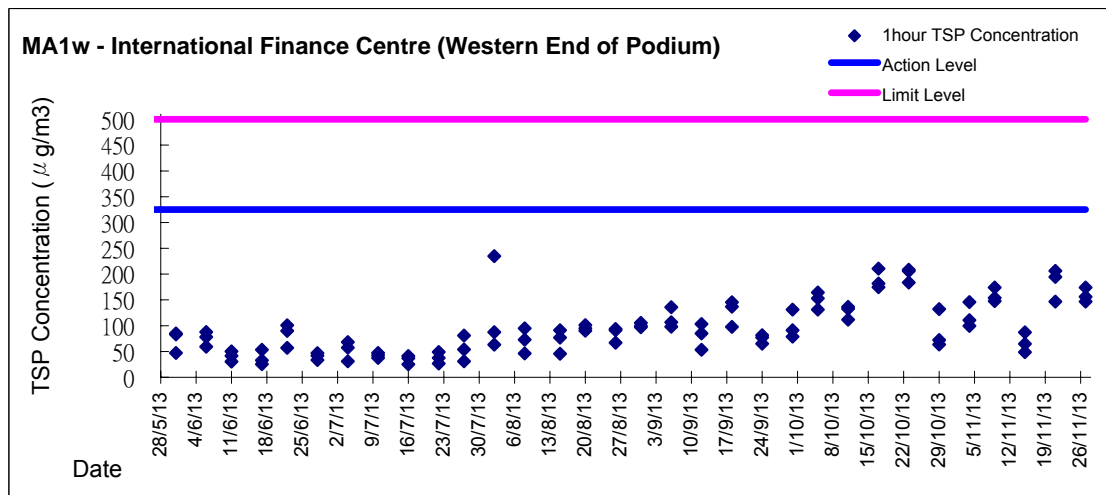
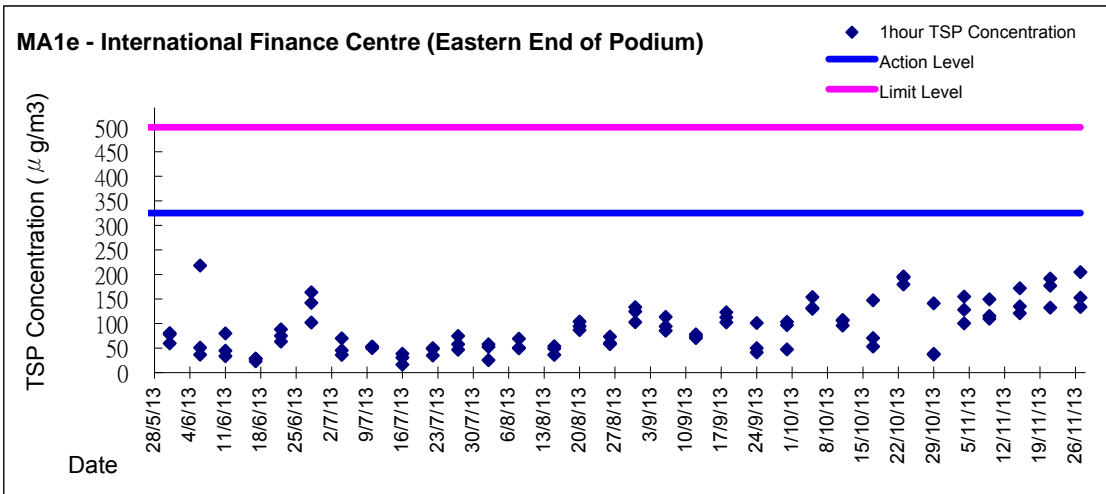




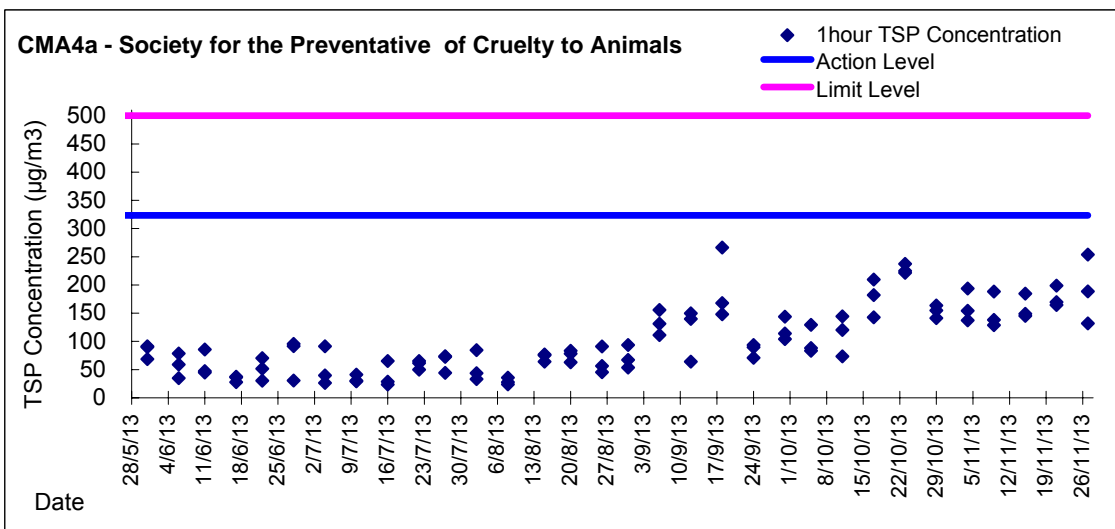
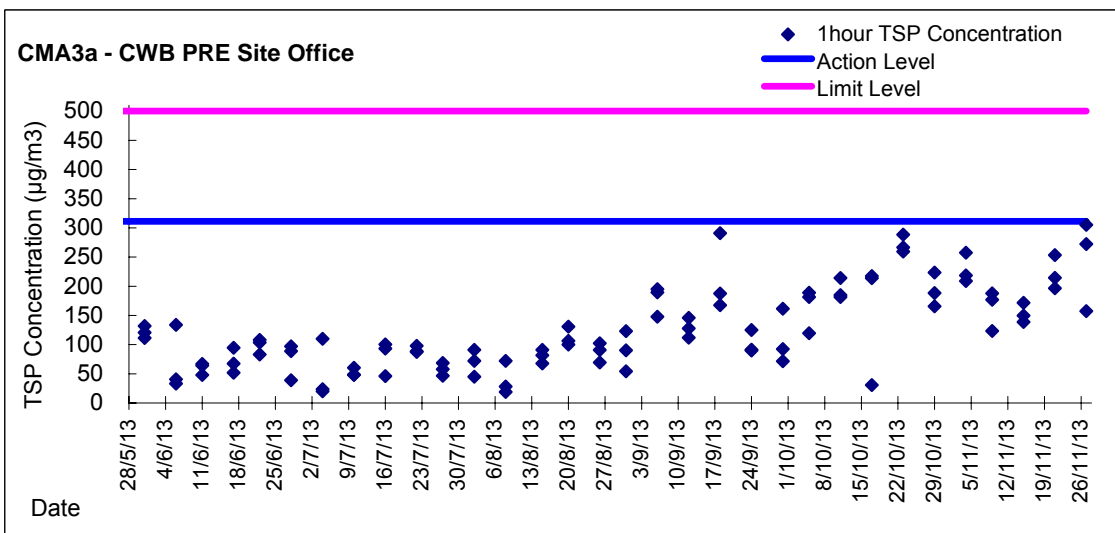
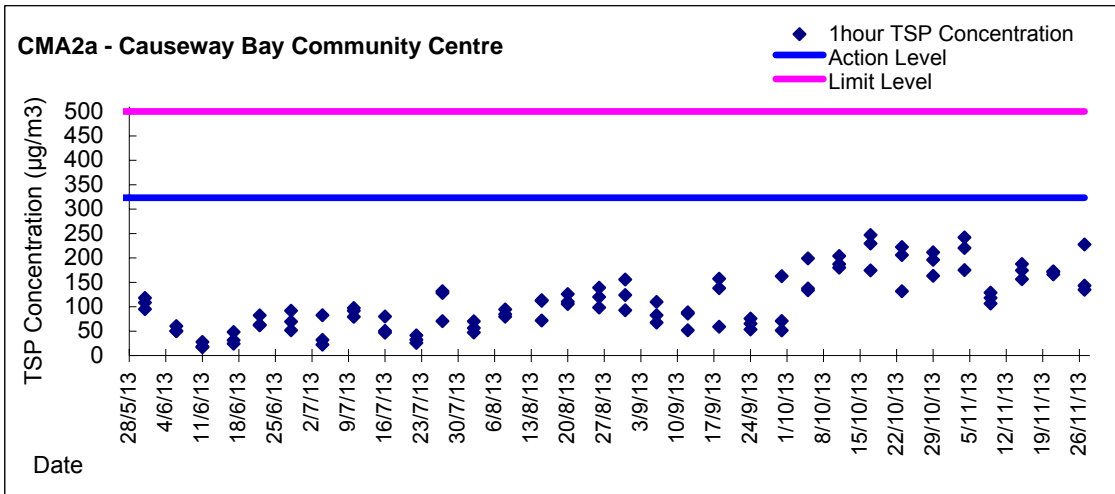
Graphic Presentation of 24 hour TSP Result



Graphic Presentation of 1 hour TSP Result



Graphic Presentation of 1 hour TSP Result



Graphic Presentation of 1 hour TSP Result

